

Technical Data Sheet

Neptune 10 S & D

10 Bar Water Suction & Delivery Hose



Product Information











Order Ref: WSH-SIZE MM

Tube: NATURAL AND SYNTHETIC RUBBER

Reinforcement: HIGH TENSILE SYNTHETIC TEXTILE AND STEEL HELIX WIRE

Cover: ABRASION & WEATHER RESISTANT SYNTHETIC RUBBER

Applications: WATER SUCTION AND DISCHARGE IN INDUSTRIAL AND CONSTRUCTION SERVICES

										
Inch	Mm	Mm	BAR	PSI	BAR	PSI	m.H ₂ O	Mm	gr/m	m
1	25	35	10	145	30	435	-0.92	152	673	30
1 1/4	32	42	10	145	30	435	-0.92	192	881	30
1 1/2	38	48	10	145	30	435	-0.92	228	1119	30/ 40
2	51	62	10	145	30	435	-0.92	306	1684	30
	60	71	10	145	30	435	-0.92	360	1856	6 / 30
2 1/2	64	75	10	145	30	435	-0.92	381	2129	6 / 30
3	76	88	10	145	30	435	-0.92	457	2698	6/30
	80	95	10	145	30	435	-0.92	490	2950	40
4	102	115	10	145	30	435	-0.92	610	3825	6/30
5	127	144	10	145	30	435	-0.92	762	5998	30
6	152	170	10	116	30	348	-0.92	914	7600	3 / 6 / 30
8	203	222	10	145	30	435	-0.92	1219	12174	3 / 6 / 30
10	254	279	10	145	30	435	-0.92	1524	18395	3
12	305	327	10	145	30	435	-0.92	1829	22012	3



Branding:

Colour:

-25°C to +70°C

NEPTUNE 10 - WATER SUCTION & DELIVERY W.P. 10 BAR

BLACK